

HDMI Switch with Wireless Remote

SONIQ

INTRODUCTION

This super slim 4x1 HDMI switch offers you a great way to tidy up your home theater. It allows you to connect up to 4 HD sources, and you can switch the HD sources very conveniently by using the easy-click switch button on the unit or the included IR remote control. The system is compatible with HDMI 2.0, 3D and 4K ultra HD.

The switch does not need for external power supply; However, if your HDMI source could not provide sufficient power, you can connect the switch to an external power source using the supplied USB cable.

PACKAGE CONTENTS

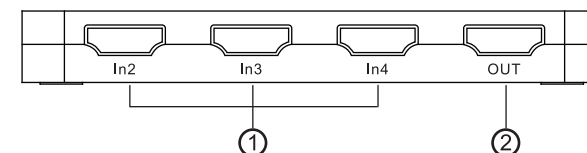
- 1 x HDMI Switch Unit
- 1 x Remote Control
- 1 x USB Charging Cable
- 1 x User Manual
- 1 x Warranty Card

FEATURES

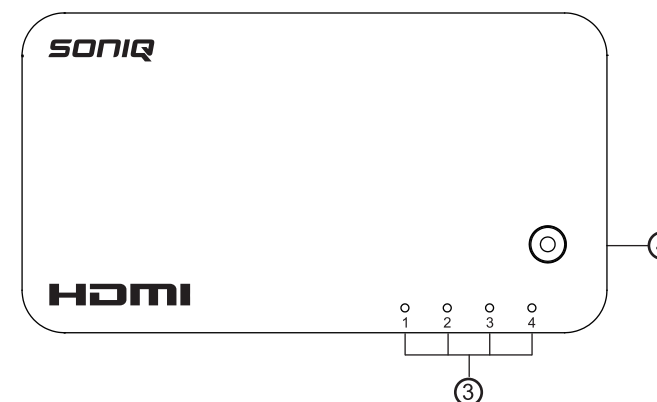
- HDMI 2.0, HDCP2.2 Compliant
- Supports full 3D Pass-through
- Supports 4Kx2K High Resolution
- Supports IR Control
- Supports CEC Pass-through
- Remote or Mechanical Switching
- USB Powered

PANEL DESCRIPTION

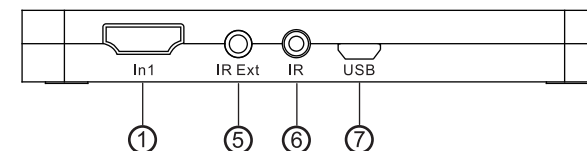
Rear Panel



Top Panel



Front Panel



- ① HDMI INPUT
- ② HDMI OUTPUT
- ③ HDMI INPUT LED INDICATOR
- ④ SOURCE SELECTION BUTTON
- ⑤ IR EXTENSION OUTPUT
- ⑥ IR SENSOR
- ⑦ MICRO USB PORT

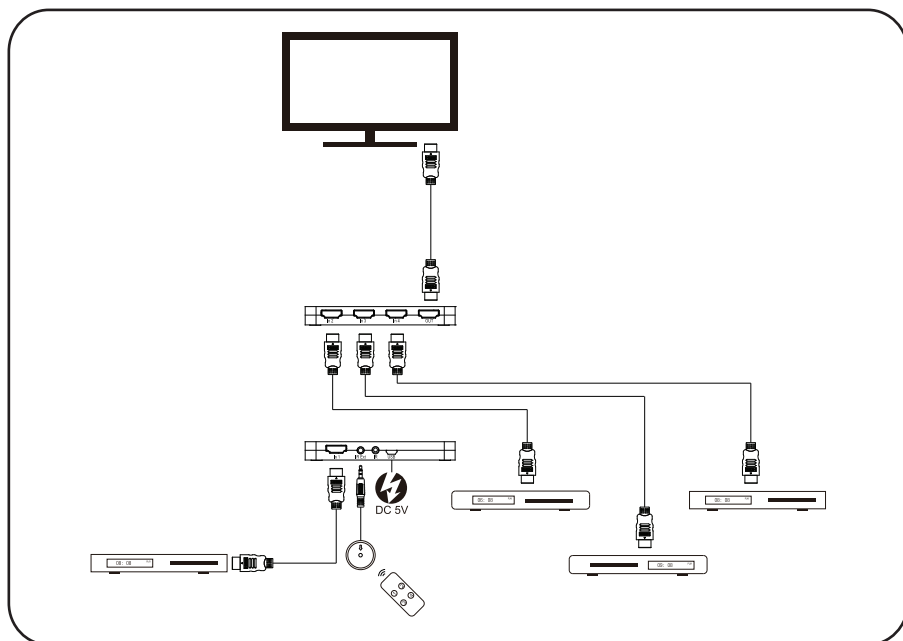
HDMI Switch with Wireless Remote

SONIQ

INSTALLATION

- Connect HDMI input ports to the HD signal source equipment such as DVD Player, Blu-ray Player, Set-top Box etc.
- Connect HDMI Output Port to the HDMI Display.
- You can control the device by using the supplied Remote Control by pointing to the built-in IR sensor.
- Connect to the IR Ext Output with the IR Receiver Cable (optional) if you need to extend the distance of using the Remote Control.
- If your HDMI source does not provide sufficient power, you can use the supplied Micro USB cable and connect to your existing device for getting power to the unit.

CONNECTION DIAGRAM



SPECIFICATION

Input Port	4xHDMI(Female connector), 1xUSB
Output Port	1xHDMI(Female connector), 1xIR Channel
Bandwidth	18Gbps
Output Resolution	480i~1080P@50/60, 1080P@24/50/60, VGA~UXGA, 3840x2160@24/30/60
Operating Temperature	-15°C~55°C/5°F~131°F
Deep Color	36bit
Chassis	ABS Shell
Dimension	110mm(L)x60mm(W)x13.5mm(H)
Weight	73g

SAFETY PRECAUTIONS

Please read the following safety precautions carefully before using this equipment.

1. Do not expose the unit to rain, moisture or any other dripping liquids, and keep away from wet locations such as fish tanks, vases.
2. Do not install the unit close to fire or any other heat source.
3. Keep the unit in a dry and ventilated area. Do not install in bookcase, cabinet or any other confined space.
4. Stop using the unit during electrical storms.
5. Avoid the power cable being stepped on or pinched. Position the unit carefully to avoid accidental damage.
6. Clean the unit only with a dry cloth.
7. Only use accessories specified by the manufacturer.
8. Unplug the equipment when unused for a long period of time.
9. Do not try to open any non-serviceable parts.

Contact your authorised servicing centre and personnel.

